

# Tut 8: PCA Dimensional Reduction

Feb 2025

When variances  $\text{Var}(x_{.j})$  for features/columns  $x_{.j}$  differ a lot, we need to perform scaling:

$$\text{pca}\$scale: \sqrt{\frac{\sum_i (x_{ij} - \bar{x}_{.j})^2}{n-1}}$$

However, you do not need to scale the data unless it is stated in the question.

Original data:  $X$ ; Data shifted to centre:  $\tilde{X}$

$\text{pca}\$center: \bar{x}_{.j}$

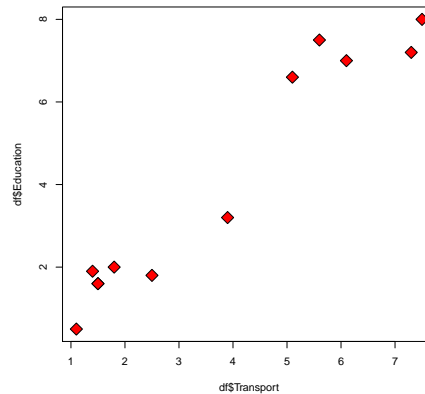
$\text{pca}\$sdev: \sqrt{\lambda_i}$

$\text{pca}\$rotation: [e_1, e_2, \dots]$

$\text{pca}\$x: [\tilde{X}e_1, \tilde{X}e_2, \dots]$

- You are given 12 communities that were rated according to transportation and education — the higher the score the better. For example, a better transportation system will score higher. Higher education facilities will score higher as well. The table below shows the score for 12 communities in the two criteria:

Obs	Transportation	Education
1	1.1	0.5
2	3.9	3.2
3	1.5	1.6
4	5.6	7.5
5	2.5	1.8
6	7.3	7.2
7	1.4	1.9
8	6.1	7.0
9	1.5	1.6
10	5.1	6.6
11	1.8	2.0
12	7.5	8.0



- Use a computer software (e.g. R or Excel) to plot the above scatterplot which is based on the above table.

*Solution.* A simple R script:

```
1 d.f = data.frame(
2     Transport = c(1.1,3.9,1.5,5.6,2.5,7.3,1.4,6.1,1.5,5.1,1.8,7.5) ,
3     Education = c(0.5,3.2,1.6,7.5,1.8,7.2,1.9,7.0,1.6,6.6,2.0,8.0)
4 )
5 plot(d.f$Transport,d.f$Education,type='p',pch=23,bg="red",cex=2)
```

□

- Generate two principal components for the data.

*Solution.* Calculating using R script:

```
1 Transport = c(1.1,3.9,1.5,5.6,2.5,7.3,1.4,6.1,1.5,5.1,1.8,7.5)
2 Education = c(0.5,3.2,1.6,7.5,1.8,7.2,1.9,7.0,1.6,6.6,2.0,8.0)
3 X = data.frame(Transport, Education)
4 PC = prcomp(X)
```

5 `print(PC)`

---

Standard deviations:  
 [1] 3.7504618 0.4861164

Rotation:

	PC1	PC2
Transport	0.6429319	-0.7659234
Education	0.7659234	0.6429319

---

Manual calculation:

- i. Shift  $\mathbf{X}$  to centre, i.e. find  $\mu_1 = 3.775$ ,  $\mu_2 = 4.075$  and generate table  $\mathbf{X}^*$  below.

$x_1$	-2.675	0.125	-2.275	1.825	-1.275	3.525	-2.375
			2.325	-2.275	1.325	-1.975	3.725
$x_2$	-3.575	-0.875	-2.475	3.425	-2.275	3.125	-2.175
			2.925	-2.475	2.525	-2.075	3.925

- ii. Calculate the covariance matrix for  $\mathbf{X}^*$ , i.e.

$$C = \frac{1}{12-1} (\mathbf{X}^*)^T \mathbf{X}^* = \begin{bmatrix} 5.952955 & 6.810227 \\ 6.810227 & 8.349318 \end{bmatrix}$$

- iii. Find the eigenvalues and eigenvectors of  $C$  which characterises the “variance” of the data  $\mathbf{X}^*$ , i.e.

$$|C - \lambda I| = (5.952955 - \lambda)(8.349318 - \lambda) - 6.810227^2 = \lambda^2 - 14.302273\lambda + 3.323923 = 0$$

Using calculator, we obtain

$$\lambda_1 = 14.065963, \quad \lambda_2 = 0.236310$$

- iv. We then find the eigenvalues for  $\lambda_1$  and  $\lambda_2$ :

$$e_1 = \frac{1}{\sqrt{6.810227^2 + (8.113008)^2}} \begin{bmatrix} 6.810227 \\ -(5.952955 - 14.065963) \end{bmatrix} = \begin{bmatrix} 0.6429319 \\ 0.765923 \end{bmatrix}$$

$$e_2 = \frac{1}{\sqrt{6.810227^2 + (-5.716645)^2}} \begin{bmatrix} 6.810227 \\ -(5.952955 - 0.236310) \end{bmatrix} = \begin{bmatrix} 0.765923 \\ -0.6429319 \end{bmatrix}$$

Observe that when  $e_1 = [a, b]$  and  $e_1 \cdot e_2 = 0$ ,  $e_2 = [b, -a]$  is an answer.

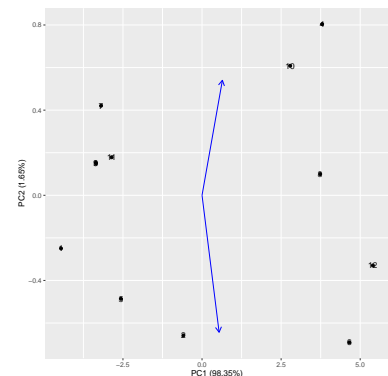
**Note:**  $e_1$  and  $e_2$  correspond to PC1 and PC2 in the Rotation of `prcomp`.

- v. Calculate the “principal components”:

$$PC_1 = \sum_{i=1}^2 e_{i1}(X_i - \mathbb{E}(X_i)) = 0.6429319x_1^* + 0.7659234x_2^*$$

$$PC_2 = \sum_{i=1}^2 e_{i2}(X_i - \mathbb{E}(X_i)) = 0.7659234x_1^* - 0.6429319x_2^*$$

$PC_1$	$PC_2$
-4.4580188	-0.24963649
-0.5898165	-0.65830582
-3.3583304	0.15121924
3.7966382	0.80423156
-2.5622138	-0.48611775
4.6598454	-0.69071771
-3.1928465	0.42069114
3.7351425	0.09980394
-3.3583304	0.15121924
2.7858412	0.60855455
-2.8590814	0.17861498
5.4011705	-0.32955688



By rotating the “principal components” and shift it to the centre  $(\mu_1, \mu_2)$ , we can “recover” the original data. □

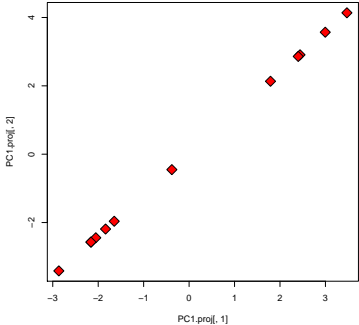
(c) Choose one suitable principal component to represent the data.

*Solution.* It must be the first principal component, i.e.  $PC_1$ . □

(d) Plot your data with the principal component you chose in (c).

*Solution.* Projecting the centred data  $\mathbf{X}^*$  to the space span by  $PC_1$ :

$x_1^\#$	$x_2^\#$
-2.8662	-3.4145
-0.3792	-0.4518
-2.1592	-2.5722
2.4410	2.9079
-1.6473	-1.9625
2.9960	3.5691
-2.0528	-2.4455
2.4014	2.8608
-2.1592	-2.5722
1.7911	2.1337
-1.8382	-2.1898
3.4726	4.1369



□

(e) With the eigenvalues computed in (b), calculate the proportion of variance explained by each component and the cumulative proportion.

*Solution.* `print(summary(PC))`

```

1
2          PC1      PC2
3 Standard deviation  3.7505 0.48612
4 Proportion of Variance 0.9835 0.01652
5 Cumulative Proportion 0.9835 1.00000

```

---

	Eigenvalue	PVE	Cumulative PVE
Manual calculation: PC1	14.0660	$\frac{14.0660}{14.3023} = 0.9835$	0.9835
PC2	0.2363	$\frac{0.2363}{14.3023} = 0.0165$	1
$\lambda_1 + \lambda_2$	14.3023		

□

(f) With a targeted explained variation of 95%, how many principal components should be considered? State the total variation explained.

*Solution.* One principal component,  $PC_1$ . Total variance explained is 98.35%. □

2. (May 2020 Final Q4(a)) Given the following data with 8 observations in Table 4.1:

Table 4.1: Data with 2 features.

Obs	x	y
A	5.51	5.35
B	20.82	24.03
C	-0.77	-0.57
D	19.30	19.39
E	14.24	12.77
F	9.74	9.68
G	11.59	12.06
H	-6.08	-5.22

Find the first principle component and project the data (5.51, 5.35) to the space span by the first principal component. (4 marks)

*Solution.* First, we need to find the mean:  $\bar{x} = 9.29375$ ,  $\bar{y} = 9.68625$  ..... [0.5 mark] and shift the data to centre at the mean:

Obs	x	y
A	-3.78375	-4.33625
B	11.52625	14.34375
C	-10.06375	-10.25625
D	10.00625	9.70375
E	4.94625	3.08375
F	0.44625	-0.00625
G	2.29625	2.37375
H	-15.37375	-14.90625

..... [0.5 mark]  
Form the covariant matrix and

$$\frac{1}{8-1} X^T X = \begin{bmatrix} 614.8648 & 631.9173 \\ 631.9173 & 661.2402 \end{bmatrix} = \begin{bmatrix} 87.83783 & 90.27390 \\ 90.27390 & 94.46288 \end{bmatrix} \quad [0.5 \text{ mark}]$$

By solving the eigenvalue problem

$$\begin{vmatrix} 87.83783 - \lambda & 90.27390 \\ 90.27390 & 94.46288 - \lambda \end{vmatrix} = \lambda^2 - 182.3007\lambda + 148.0374 = 0 \quad [1 \text{ mark}]$$

leads to the eigenvalues 181.4850, 0.8157

The first principle component corresponds  $\mathbf{v}$  to the linear algebra problem of the eigenvalue 181.4850

$$\begin{bmatrix} 87.83783 - 181.4850 & 90.27390 \\ 90.27390 & 94.46288 - 181.4850 \end{bmatrix} \mathbf{v} = \mathbf{0}$$

i.e.

$$\mathbf{v} = \frac{1}{\sqrt{90.27390^2 + 93.64717^2}} \begin{bmatrix} 90.27390 \\ 93.64717 \end{bmatrix} = \begin{bmatrix} 0.69402 \\ 0.71995 \end{bmatrix} \quad [0.5 \text{ mark}]$$

The projection of (5.51, 5.35) to the first principle component space is

$$(-3.78375, -4.33625) \cdot (0.69402, 0.71995) \begin{bmatrix} 0.69402 \\ 0.71995 \end{bmatrix} + \begin{bmatrix} 9.29375 \\ 9.68625 \end{bmatrix} = \begin{bmatrix} 5.3046 \\ 5.5481 \end{bmatrix} \quad [1 \text{ mark}]$$

□

3. (Jan 2021 Final Q3(a)) Given the following data with 11 observations in Table 3.1:

Table 3.1: Data with two features.

Obs	x	y
1	-5.79	4.91
2	-3.73	4.87
3	-3.25	3.98
4	-2.61	4.09
5	-2.76	4.90
6	2.81	-5.34
7	2.92	-6.15
8	1.97	-4.51
9	5.17	-5.29
10	2.66	-7.10
11	3.47	-4.70

Find the proportions of variance and the principle components. (5 marks)

*Solution.* First, we need to find the mean:  $\bar{x} = 0.07818182$ ,  $\bar{y} = -0.94$  ..... [0.5 mark]  
and shift the data to centre at the mean:

Obs	x	y
1	-5.868182	5.85
2	-3.808182	5.81
3	-3.328182	4.92
4	-2.688182	5.03
5	-2.838182	5.84
6	2.731818	-4.40
7	2.841818	-5.21
8	1.891818	-3.57
9	5.091818	-4.35
10	2.581818	-6.16
11	3.391818	-3.76

$X =$

..... [0.5 mark]

Form the covariant matrix and

$$\frac{1}{11-1} X^T X = \begin{bmatrix} 138.5108 & -187.3119 \\ -187.3119 & 281.8462 \end{bmatrix} = \begin{bmatrix} 13.85108 & -18.73119 \\ -18.73119 & 28.18462 \end{bmatrix}. \quad [1 \text{ mark}]$$

By solving the eigenvalue problem

$$\begin{vmatrix} 13.85108 - \lambda & -18.73119 \\ -18.73119 & 28.18462 - \lambda \end{vmatrix} = \lambda^2 - 42.0357\lambda + 39.52995 = 0$$

leads to the eigenvalues 41.073275, 0.962425 ..... [1 mark]

The proportions of variance are

$$\frac{41.073275}{41.073275 + 0.962425} = 0.977105, \quad \frac{0.962425}{41.073275 + 0.962425} = 0.022895 \quad [0.5 \text{ mark}]$$

The first principle component corresponds  $\mathbf{v}$  to the linear algebra problem of the eigenvalue 41.073275

$$\begin{bmatrix} 13.85108 - 41.073275 & -18.73119 \\ -18.73119 & 28.18462 - 41.073275 \end{bmatrix} \mathbf{v} = \mathbf{0}$$

i.e.

$$\mathbf{v} = \frac{1}{\sqrt{(-18.73119)^2 + (27.222195)^2}} \begin{bmatrix} -18.73119 \\ 27.222195 \end{bmatrix} = \begin{bmatrix} -0.566856 \\ 0.823817 \end{bmatrix} \quad [1 \text{ mark}]$$

The second principle component is orthogonal to the first principle component:

$$\begin{bmatrix} 0.823817 \\ 0.566856 \end{bmatrix} \quad [0.5 \text{ mark}]$$

□

4. (Final Exam Jan 2023, Q3(a)) Given the two-dimensional data in Table 3.1.

$x_1$	$x_2$
6.0	9.5
2.5	7.5
6.4	10.4
2.1	8.7
5.6	8.7
7.3	8.1

Table 3.1: Two-dimensional data.

Suppose the covariance matrix of the data is

$$\begin{bmatrix} 4.6537 & 0.9623 \\ 0.9623 & 1.0497 \end{bmatrix},$$

find the eigenvalues and normalised eigenvectors of the covariance matrix of the two-dimensional data and write down the principal components of the data in Table 3.1. (8 marks)

*Solution.* By solving the quadratic equation

$$\begin{vmatrix} 4.6537 - \lambda & 0.9623 \\ 0.9623 & 1.0497 - \lambda \end{vmatrix} = \lambda^2 - 5.7034\lambda + 3.958968 = 0 \quad [3 \text{ marks}]$$

we obtain the eigenvalues of the covariance matrix  $C$ :

$$\lambda = 4.8945, 0.8089 \quad [1 \text{ mark}]$$

The eigenvectors are obtained by solving linear algebra problems and using the spectral theorem: The normal eigenvector corresponding to  $\lambda = 4.8945$  is

$$\begin{bmatrix} 4.6537 - 4.8945 & 0.9623 \\ 0.9623 & 1.0497 - 4.8945 \end{bmatrix} \mathbf{x}_1 = \mathbf{0} \Rightarrow \mathbf{x}_1 = \frac{1}{\sqrt{(0.9623)^2 + 0.2408^2}} \begin{bmatrix} 0.9623 \\ 0.2408 \end{bmatrix} \\ = \begin{bmatrix} 0.970089 \\ 0.242749 \end{bmatrix} \quad [2 \text{ marks}]$$

By orthogonality, the normal eigenvector corresponding to  $\lambda = 0.8089$  is

$$\mathbf{x}_2 = \begin{bmatrix} 0.242749 \\ -0.970089 \end{bmatrix} \quad [1 \text{ mark}]$$

The principal components are

$$PC1 = 0.970089(x_1 - \bar{x}_1) + 0.242749(x_2 - \bar{x}_2) \\ PC2 = 0.242749(x_1 - \bar{x}_1) - 0.970089(x_2 - \bar{x}_2) \quad [1 \text{ mark}]$$

Average: 6.32 / 8 marks in Jan 2023; 10% below 4 marks. □

5. (Final Exam Jan 2023, Q3(b)) Given the five-dimensional data in Table 3.2.

Obs.	$x_1$	$x_2$	$x_3$	$x_4$	$x_5$
A	5.2	7.8	4.9	3.6	3.3
B	7.1	6.4	3.6	4.6	3.9
C	1.3	6.6	2.5	7.3	0.8
D	8.0	7.4	3.3	-0.8	0.9
E	2.7	9.5	2.4	6.6	1.0
F	2.9	10.8	-2.2	3.8	-0.3

Table 3.2: Five-dimensional data.

Suppose the output of the principal component analysis by R is as follows.

```
Centres (1, ..., p=5):
[1] 4.5333 8.0833 2.4167 4.1833 1.6000

Standard deviations (1, .., p=5):
[1] 3.9593 2.9483 1.1729 0.9856 0.4294

Rotation (n x k) = (5 x 5):
      PC1      PC2      PC3      PC4      PC5
[1,] -0.6499 -0.1170 -0.4415 -0.19537 -0.5752
[2,]  0.2283 -0.3966 -0.3836  0.78791 -0.1505
[3,] -0.3866  0.5944  0.3845  0.56568 -0.1714
[4,]  0.5678  0.5815 -0.3444 -0.12603 -0.4527
[5,] -0.2315  0.3709 -0.6257  0.07177  0.6420
```

Find the **proportions of variance explained, PVEs**, of the principal component analysis. Then, calculate the PC1 for the point A in Table 3.2. (4 marks)

*Solution.* The PVEs are

$$\begin{aligned} PVE_i &= \frac{(3.9593^2, 2.9483^2, 1.1729^2, 0.9856^2, 0.4294^2)}{3.9593^2 + 2.9483^2 + 1.1729^2 + 0.9856^2 + 0.4294^2} \\ &= \frac{(15.6761, 8.6925, 1.3757, 0.9714, 0.1844)}{26.90002} && [2 \text{ marks}] \\ &= (0.5828, 0.3231, 0.0511, 0.0361, 0.0069) \end{aligned}$$

The PC1 for point A is

$$\begin{aligned} PC1(A) &= -0.6499 * (5.2 - 4.5333) + 0.2283 * (7.8 - 8.0833) \\ &\quad - 0.3866 * (4.9 - 2.4167) + 0.5678 * (3.6 - 4.1833) && [2 \text{ marks}] \\ &\quad - 0.2315 * (3.3 - 1.6000) = -2.182757 \end{aligned}$$

Average: 1.10 / 4 marks in Jan 2023; 66% below 2 marks.

Reason for low marks: Not much pay attention in practical class to relate theory to the output of the R command `prcomp`. Check out page 1 of this tutorial.  $\square$

6. (May 2023 Final Q3(a)) Given the two-dimensional data in Table 3.1.

$x_1$	$x_2$
6.0	11.6
5.2	8.7
4.2	12.2
8.6	7.3
4.5	7.1
5.2	9.6

Table 3.1: Two-dimensional data.

Suppose the covariance matrix of the data is

$$\begin{bmatrix} 2.5297 & -1.3223 \\ -1.3223 & 4.5817 \end{bmatrix},$$

find the eigenvalues and normalised eigenvectors of the covariance matrix of the two-dimensional data in Table 3.1. (7 marks)

*Solution.* By solving the quadratic equation

$$\begin{vmatrix} 2.5297 - \lambda & -1.3223 \\ -1.3223 & 4.5817 - \lambda \end{vmatrix} = \lambda^2 - 7.1114\lambda + 9.841849 = 0 \quad [3 \text{ marks}]$$

we obtain the eigenvalues of the covariance matrix  $C$ :

$$\lambda = 5.2294, 1.8820 \quad [1 \text{ mark}]$$

The eigenvectors are obtained by solving linear algebra problems and using the spectral theorem: The normal eigenvector corresponding to  $\lambda = 5.2294$  is

$$\begin{aligned} &\begin{bmatrix} 2.5297 - 5.2294 & -1.3223 \\ -1.3223 & 4.5817 - 5.2294 \end{bmatrix} \mathbf{x}_1 = \mathbf{0} \\ \Rightarrow \mathbf{x}_1 &= \frac{1}{\sqrt{((-1.3223)^2 + 2.6997^2)}} \begin{bmatrix} -1.3223 \\ 2.6997 \end{bmatrix} = \begin{bmatrix} -0.4398669 \\ 0.8980630 \end{bmatrix} && [2 \text{ marks}] \end{aligned}$$

By orthogonality, the normal eigenvector corresponding to  $\lambda = 0.8089$  is

$$\mathbf{x}_2 = \begin{bmatrix} 0.8980630 \\ 0.4398669 \end{bmatrix}. \quad [1 \text{ mark}]$$

□

7. (Final Exam Jan 2024 Sem, Q4(b)) Given the two-dimensional data in Table 4.3.

Table 4.3: Two-dimensional data

$x_1$	$x_2$
4.4	4.8
1.2	11.1
5.0	9.7
7.8	9.6
5.9	6.9
5.8	9.2
3.6	7.6

Suppose the covariance matrix of the data in Table 4.2 is

$$\begin{bmatrix} 4.3014 & -0.7186 \\ -0.7186 & 4.4848 \end{bmatrix},$$

write down the principal components of a data  $\mathbf{x}$  related to the data in Table 4.3 by first finding all normalised eigenvectors of the PCA. (10 marks)

*Solution.* From the quadratic equation

$$\begin{vmatrix} 4.3014 - \lambda & -0.7186 \\ -0.7186 & 4.4848 - \lambda \end{vmatrix} = \lambda^2 - 8.7862\lambda + 18.7745 = 0 \quad [3 \text{ marks}]$$

we obtain the eigenvalues of the covariance matrix:

$$\lambda = 5.1175, 3.6687 \quad [1 \text{ mark}]$$

The normal eigenvector corresponding to  $\lambda = 5.1175$  is obtained from

$$\begin{bmatrix} 4.3014 - 5.1175 & -0.7186 \\ -0.7186 & 4.4848 - 5.1175 \end{bmatrix} \mathbf{x}_1 = \mathbf{0} \quad [2 \text{ marks}]$$

$$\Rightarrow \mathbf{x}_1 = \frac{1}{\sqrt{((-0.7186)^2 + (-0.8161)^2)} \begin{bmatrix} -0.7186 \\ -(-0.8161) \end{bmatrix} = \begin{bmatrix} -0.6608518 \\ 0.7505165 \end{bmatrix}$$

By orthogonality, the normal eigenvector corresponding to  $\lambda = 3.6687$  is

$$\mathbf{x}_2 = \begin{bmatrix} 0.7505165 \\ 0.6608518 \end{bmatrix} \quad [1 \text{ mark}]$$

To write down the principal components, we first find the column average

$$(4.814286, 8.414286) \quad [1 \text{ mark}]$$

The first principal component is

$$PC_1(\mathbf{x}) = -0.6608518(x_1 - 4.814286) + 0.7505165(x_2 - 8.414286) \quad [1 \text{ mark}]$$

The second principal component is

$$PC_2(\mathbf{x}) = 0.7505165(x_1 - 4.814286) + 0.6608518(x_2 - 8.414286) \quad [1 \text{ mark}]$$



**Average:** 5.63 / 10 marks in Jan 2024; 33.33% below 5 marks. (Spend too much time completing everything in Q1 to Q3 and not enough time for Q4(a))  
**Suggestion:** Do the simple questions with more marks first. □

8. (May 2023 Final Q3(b)) Given the six-dimensional data in Table 3.2.

Obs.	$x_1$	$x_2$	$x_3$	$x_4$	$x_5$	$x_6$
A	1.8	6.0	9.0	5.4	3.6	4.6
B	1.8	3.3	8.5	3.3	5.1	6.3
C	2.1	2.2	7.6	3.1	1.2	5.1
D	-1.5	4.7	8.5	2.8	3.7	3.7
E	1.2	3.0	8.3	5.7	-0.2	5.8
F	2.9	6.6	10.8	4.7	0.9	9.0
G	0.0	5.6	10.0	5.7	2.4	6.5
H	1.6	1.2	8.3	0.8	1.7	6.1

Table 3.2: Six-dimensional data.

Suppose the output of the principal component analysis by R is as follows.

```
Standard deviations (1, ..., p=6):
[1] 2.6054 2.1215 1.5351 1.0690 0.6889 0.1514

Rotation (n x k) = (6 x 6):
      PC1      PC2      PC3      PC4      PC5      PC6
[1,] -0.10535 -0.45161  0.35985 -0.6705  0.4286  0.14886
[2,] -0.66557  0.35272  0.09264  0.1836  0.5315 -0.32834
[3,] -0.35074 -0.01992  0.20368  0.3332 -0.0519  0.84934
[4,] -0.54773  0.07718 -0.49883 -0.4993 -0.4379  0.06436
[5,]  0.09398  0.66379  0.59385 -0.3290 -0.2986  0.02278
[6,] -0.33772 -0.47400  0.46792  0.2195 -0.5001 -0.37947
```

Find the proportions of variance explained, PVEs, of the principal component analysis. Then, calculate the PC1 for the point B in Table 3.2. (5 marks)

*Solution.* The PVEs are

$$\begin{aligned}
 PVE_i &= \frac{(2.6054^2, 2.1215^2, 1.5351^2, 1.0690^2, 0.6889^2, 0.1514^2)}{2.6054^2 + 2.1215^2 + 1.5351^2 + 1.0690^2 + 0.6889^2 + 0.1514^2} \\
 &= \frac{(6.78814, 5.0082, 3.5651, 1.4280, 4.7460, 0.0229)}{15.28566959} \\
 &= (0.4441, 0.2944, 0.1542, 0.0748, 0.0310, 0.0015)
 \end{aligned}$$

[2 marks]

To find the PC1 of B, we first find the centre of the data:

$$(1.2375, 4.0750, 8.8750, 3.9375, 2.3000, 5.8875) \quad [1 \text{ mark}]$$

and then calculate the PC1 for point B to be

$$\begin{aligned}
 PC1(B) &= -0.10535(1.8 - 1.2375) - 0.66557(3.3 - 4.0750) \\
 &\quad - 0.35074(8.5 - 8.8750) - 0.54773(3.3 - 3.9375) \\
 &\quad + 0.09398(5.1 - 2.3000) - 0.33772(6.3 - 5.8875) \\
 &= 1.061097
 \end{aligned}$$

[2 marks]

□

9. (Final Exam May 2024 Sem, Q3(a)) Given the two-dimensional data in Table 5.1.

**Table 3.1:** Two-dimensional data

$x_1$	$x_2$
1	3.0
2	5.0
3	7.0
1	3.9
2	4.3
3	4.7

Find the sample covariance matrix for the data in Table 3.1 and then write down the principal components of a data  $\mathbf{x}$  based on the data in Table 3.1 by first finding all normalised eigenvectors of the PCA. (12 marks)

*Solution.* To find the sample covariance, we first find the column averages

$$\bar{x}_1 = 2, \quad \bar{x}_2 = 4.65 \quad [1 \text{ mark}]$$

The sample covariance matrix is

$$C = \frac{1}{6-1} \begin{bmatrix} -1 & 0 & 1 & -1 & 0 & 1 \\ -1.65 & 0.35 & 2.35 & -0.75 & -0.35 & 0.05 \end{bmatrix} \begin{bmatrix} -1 & -1.65 \\ 0 & 0.35 \\ 1 & 2.35 \\ -1 & -0.75 \\ 0 & -0.35 \\ 1 & 0.05 \end{bmatrix} \quad [2 \text{ marks}]$$

$$= \frac{1}{5} \begin{bmatrix} 4 & 4.8 \\ 4.8 & 9.055 \end{bmatrix} = \begin{bmatrix} 0.8 & 0.96 \\ 0.96 & 1.811 \end{bmatrix}$$

**Note: Many students make computation error with the covariance matrix, why?**

We now find the eigenvalues for  $C$ :

$$|C - \lambda I| = \begin{vmatrix} 0.8 - \lambda & 0.96 \\ 0.96 & 1.811 - \lambda \end{vmatrix} = \lambda^2 - 2.611\lambda + 0.5272 = 0 \quad [3 \text{ marks}]$$

we obtain the eigenvalues of the covariance matrix:

$$\lambda = 2.390456, \quad 0.220544 \quad [1 \text{ mark}]$$

The normal eigenvector corresponding to  $\lambda = 2.390456$  is obtained from

$$\begin{bmatrix} 0.8 - 2.390456 & 0.96 \\ 0.96 & 4.4848 - 2.390456 \end{bmatrix} \mathbf{x}_1 = \mathbf{0} \quad [2 \text{ marks}]$$

$$\Rightarrow \mathbf{x}_1 = \frac{1}{\sqrt{((0.96)^2 + (-1.590456)^2)}} \begin{bmatrix} 0.96 \\ -(-1.590456) \end{bmatrix} = \begin{bmatrix} 0.5167605 \\ 0.8561300 \end{bmatrix}$$

By orthogonality, the normal eigenvector corresponding to  $\lambda = 0.220544$  is

$$\mathbf{x}_2 = \begin{bmatrix} 0.8561300 \\ -0.5167605 \end{bmatrix} \quad [1 \text{ mark}]$$

The principal components are

$$PC_1(\mathbf{x}) = 0.5167605(x_1 - 2) + 0.8561300(x_2 - 4.65) \quad [1 \text{ mark}]$$

$$PC_2(\mathbf{x}) = 0.8561300(x_1 - 2) - 0.5167605(x_2 - 4.65) \quad [1 \text{ mark}]$$

**Average:** 8.76 / 12 marks in May 2024; 14.8% below 6 marks. □